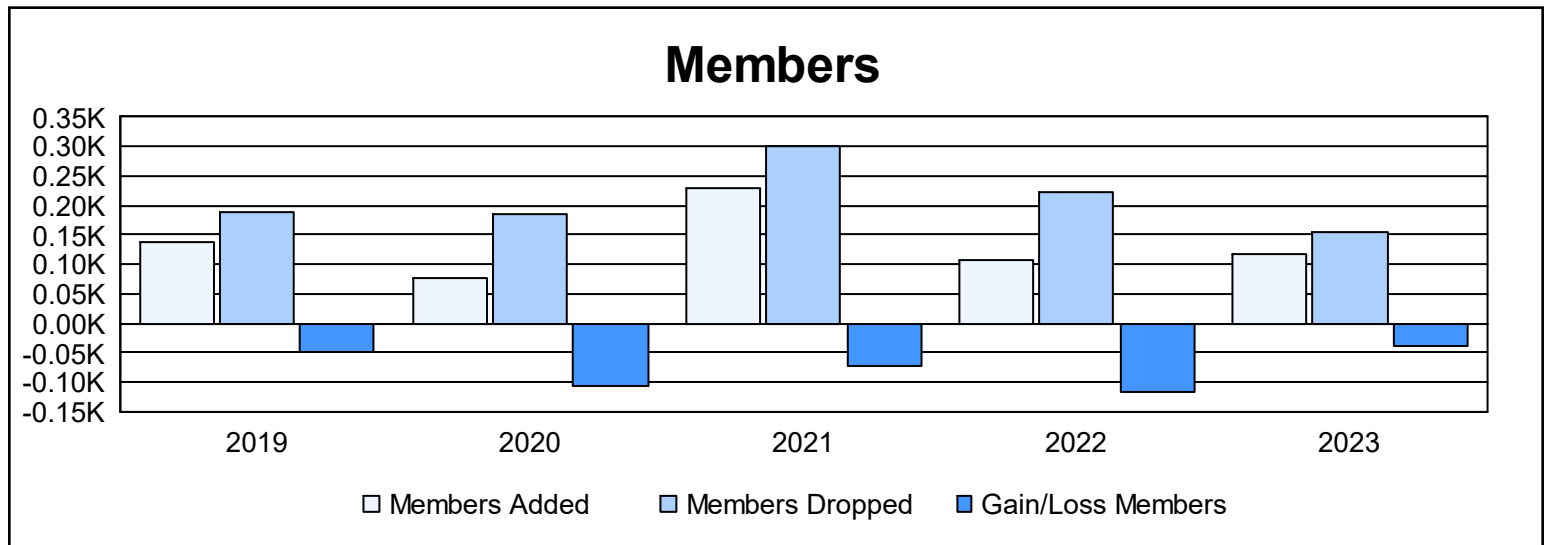
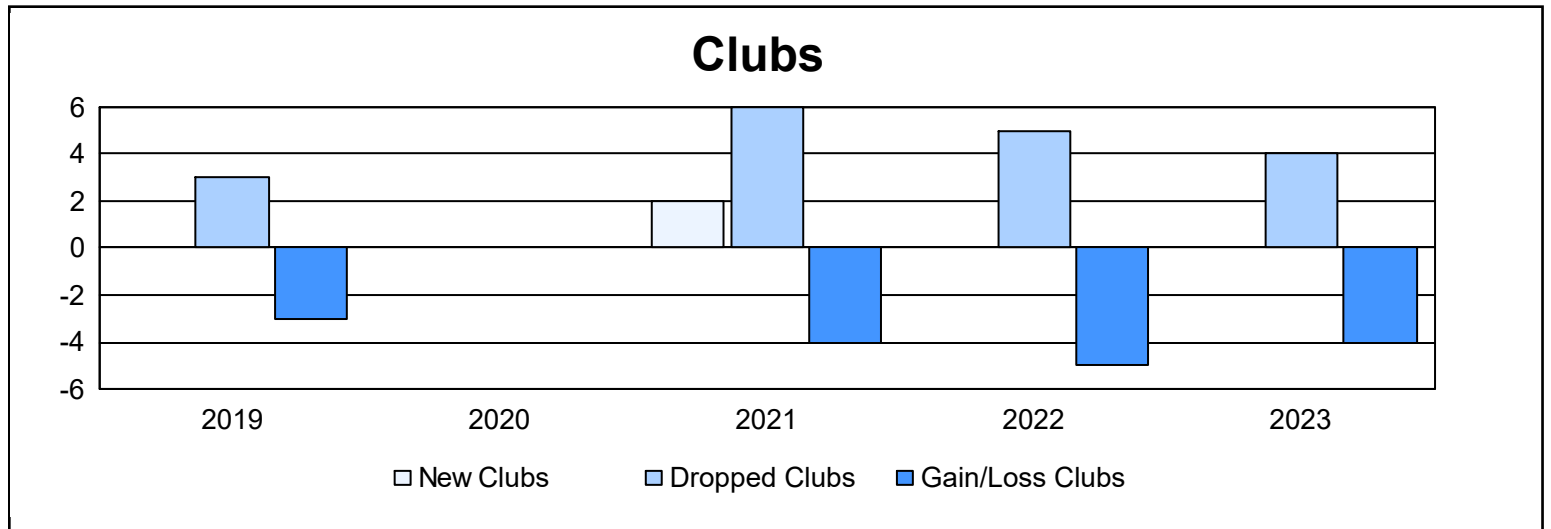
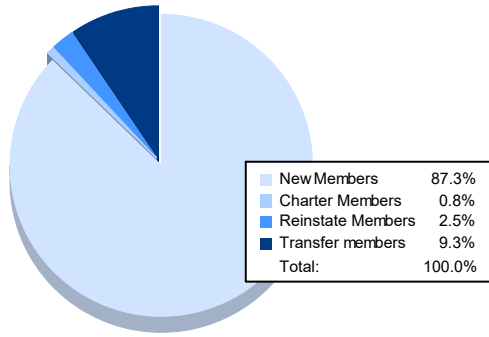


| Year           | New Clubs | Dropped Clubs | Gain/ Loss Clubs | New Members | Charter Members | Reinstate Members | Transfer Members | Total Member Added | Total Members Dropped | Gain/ Loss Members |
|----------------|-----------|---------------|------------------|-------------|-----------------|-------------------|------------------|--------------------|-----------------------|--------------------|
| 2018-2019      | 0         | 3             | -3               | 120         | 2               | 0                 | 17               | 139                | 187                   | -48                |
| 2019-2020      | 0         | 0             | 0                | 62          | 0               | 8                 | 8                | 78                 | 186                   | -108               |
| 2020-2021      | 2         | 6             | -4               | 135         | 56              | 9                 | 28               | 228                | 302                   | -74                |
| 2021-2022      | 0         | 5             | -5               | 65          | 7               | 10                | 24               | 106                | 222                   | -116               |
| 2022-2023      | 0         | 4             | -4               | 103         | 1               | 3                 | 11               | 118                | 156                   | -38                |
| <b>Average</b> | <b>0</b>  | <b>4</b>      | <b>-3</b>        | <b>97</b>   | <b>13</b>       | <b>6</b>          | <b>18</b>        | <b>134</b>         | <b>211</b>            | <b>-77</b>         |



### Membership Composition June 2023 Cumulative



### Gender Composition June 2023 Cumulative

